



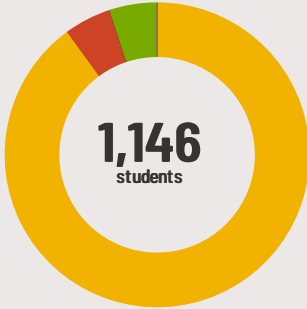
Hillcrest High School

17401 Pulaski Rd Country Club Hills, IL 60478 (708) 799-7000

Grades: 9 - 12
District: Bremen CHSD 228

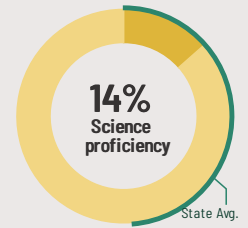
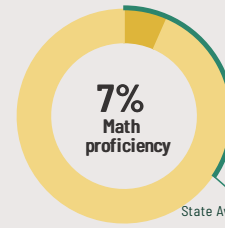
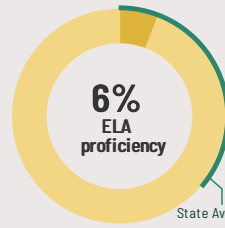
Principal: Dr. Renee Simms
Superintendent: William Kendall

Fast Facts



Student Characteristics

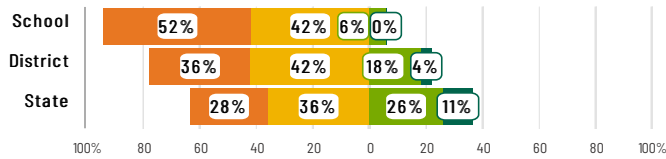
White	0%
Black	90%
Hispanic	5%
Asian	0%
American Indian	0%
Two or More Races	5%
Pacific Islander	0%
Low Income	56%
English Learners	1%
With IEPs	16%
With Disabilities	-
Homeless	4%



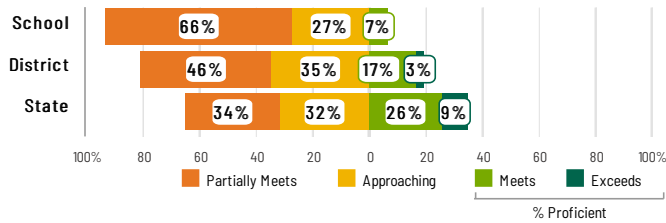
Academic Success

High school students take the SAT in English Language Arts and Math. The display shows SAT ELA & Math results in four performance levels.

English Language Arts



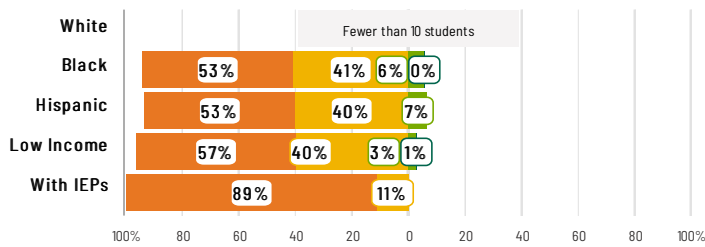
Mathematics



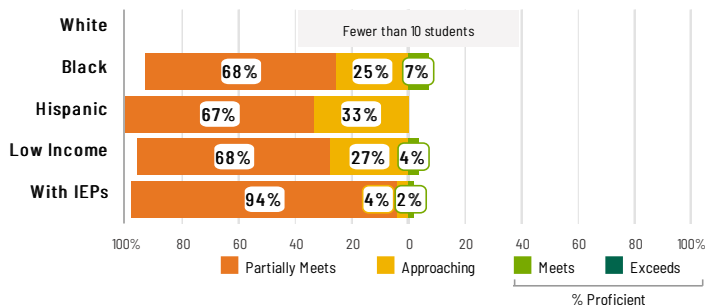
Success by Student Group

This display shows SAT ELA & Math performance levels for each student group. No data is shown for groups with fewer than 10 students.

English Language Arts



Mathematics



School Environment



The **5Essentials Survey** allows students in grades 6-12 and all teachers to share their perspectives on essential conditions for learning. The anonymous survey consists of 5 components.

- Most implementation
- More implementation
- Average implementation
- Less implementation
- Least implementation
- Not Applicable/Low Response

Response Rates

Students	100%
Teachers	93%

Least Effective Leaders

Do principals and teachers implement a shared vision for success?

Less Collaborative Teachers

Do teachers collaborate to promote professional growth?

Average Ambitious Instruction

Are classes challenging and engaging?

Less Supportive Environment

Is the school safe, demanding, and supportive?

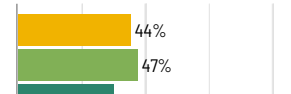
Less Involved Families

Does the entire staff build strong external relationships?

College Readiness

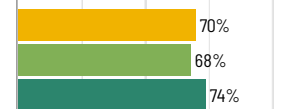
Early College Coursework

Students taking early college coursework in grades 10, 11, and 12



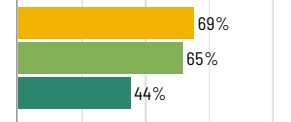
Postsecondary Enrollment

Students who enroll at colleges and universities



Community College Remediation (lower is better)

Students enrolled in Illinois community colleges who require remedial coursework



Graduation Rate

Percentage of students who graduated within 4 years



0% 25 50 75 100%
School District State



Hillcrest High School

School Highlights

Academic Courses

AP Biology, AP Calculus AB, AP English Literature and Composition, AP European History, AP Human Geography, AP Psychology, AP Studio Art-General Portfolio, AP United States History, French I, French I-II, Spanish I, Spanish I-II, Spanish I-III, Spanish I-IV, Spanish I-V, IB Physical Science

Physical Education, Health and Wellness

Physical Education (9th thru 12th grade), Sophomore Conditioning, Fitness and Nutrition, Junior Leadership, Senior Leadership, Strength and Conditioning, Weights and Conditioning, Health,

Other Programs and Activities

Hillcrest has over 40 after school clubs and activities that appeal to student interest. Other programs: Freshman Learning Center, Academic Learning Center, College & Career Center; Mentoring Programs (Three Seeds); Educational Talent Search; Trio; SOAR and CORE Academic and Behavioral Assistance Programs; HOPE Student Leadership; Operation Teen S

School Awards

2012 -13 South Suburban Conference Champions in Women's Basketball, Men's Basketball, and Women's Track 25 consecutive years as South Suburban Conference Champions for Men's Basketball 2012-13 IHSA Regional and Sectional Champions - Men's Basketball More than 50% of students participate in athletics

Career Development Courses and Programs

Actg I, Actg II, Auto Tech I, Business and Tech Concepts, Care and Learning Services Mngt, Child Development and Parenting, Communication Technology, Computer Maint I, Computer Networking I, Computer Operations and Programming I, Computer Operations and Programming II, Construction Trades I, Cooperative Education, Culinary Occupations

Athletics

Women's Sports - Tennis, Bowling, Cheerleading, Cross-Country, Poms, Track and Field, Volleyball, Softball, Basketball, Swimming (Co-op Program) Men's Sports - Golf, Football, Basketball, Track and Field, Tennis, Cross-Country, Baseball, Bowling, Wrestling, Swimming (Co-op Program)

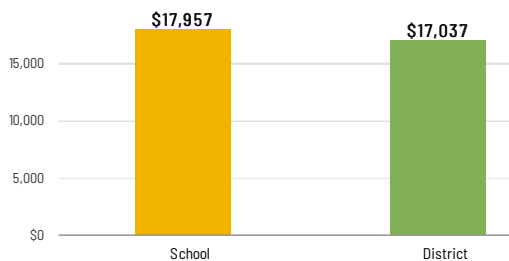
School Personnel Resources

Department Chair, Librarian/Media Specialist, Paraprofessional, School Guidance Counselor, School Guidance Counselor Intern, School Nurse, School Psychologist, School Social Worker, Special Education Teacher, Speech Language Pathologist-non teaching, Student Dean, Supervisor (Special Education Technical

Facilities

School-Level Finance

The Every Student Succeeds Act requires LEAs to report school-level expenditure data, beginning with School Year 18-19 data. LEAs are required to report actual personnel and non-personnel expenditures of both site-specific and district centralized expenditures. Expenditures are shown at the site level and must be disaggregated by source of funds (federal vs. state/local). These data are self-reported and may differ from AFR data.



Educator Measures

This school has had **1 principal(s)** over the past 6 years. In the last three years, an average of **90% of teachers** return to this school each year.

Student Attendance and Mobility

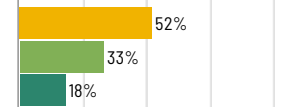
Attendance Rate

Rate at which students are present at school, not including excused or unexcused absences




Chronic Absenteeism

Percentage of students who miss 10% or more of school days per year either with or without a valid excuse



Student Mobility

Percentage of students who transfer in or out of the school during the school year, not including graduates



Teacher Retention

Percentage of full time teachers who return to the same school year to year



0% 25 50 75 100% School District State

FOR MORE INFORMATION

Visit IllinoisReportCard.com to see additional details about each item of information for this school. There you will find charts spanning multiple years, detailed explanations, resources, more of the school's programs and activities, and powerful tools that let you dig deeper into data.

Most of this data has been collected by ISBE from school districts through data systems. Some information, such as the School Highlights, is entered directly by principals and can be updated throughout the year.